

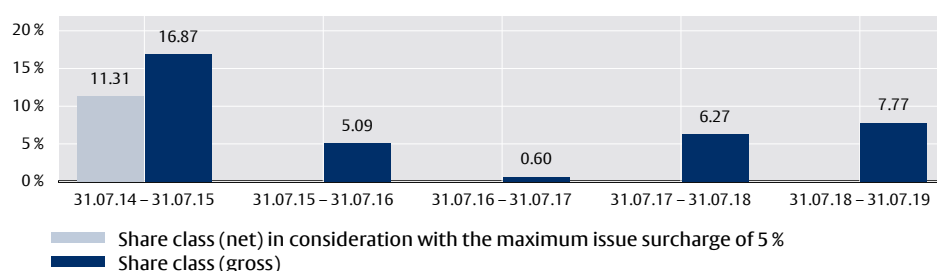


Flossbach von Storch SICAV - Multiple Opportunities - R

INVESTMENT STRATEGY

The fund pursues an active investment approach. The fund manager can invest in any investment classes that, in his/her opinion, appear to be attractive in the relevant capital market environment. The equity component amounts to at least 25 per cent. The basic principle for asset allocation is an idiosyncratic, independent view of the world. A thorough company analysis is performed to assess whether an individual investment is attractive. A determining factor for each investment decision is the risk/ reward ratio. The potential for yield must considerably overcompensate for any risks of loss. The portfolio structure, and thus the fund's risk/reward profile, is aligned to the five Flossbach von Storch pentagram pillars, particularly the diversification principle. The fund is deliberately not oriented to any benchmark index. The main aim is to make attractive yields on a permanent basis.

ANNUAL PERFORMANCE IN EUR (IN %)



PERFORMANCE IN EUR SINCE 23 OCTOBER 2007 +170.93 % (GROSS, IN %)



ACCUMULATED PERFORMANCE IN EUR (GROSS, IN %)

	1 month	2019 YTD	1 year	3 years	5 years	10 years	since inception 23.10.07
Share class	+2.15 %	+14.65 %	+7.77 %	+15.21 %	+41.50 %	+161.77 %	+170.93 %

ANNUALIZED PERFORMANCE IN EUR (GROSS, IN %)

	1 year	3 years	5 years	10 years
Share class	+7.77 %	+4.83 %	+7.19 %	+10.10 %

Source: Depository and SIX Financial Information, status: 31.07.19

EXPLANATORY NOTES REGARDING PERFORMANCE

Gross fund performance (BVI method) takes into account all costs incurred at fund level (for example, management fees), net fund performance also takes into account the subscription fee. Further costs may be charged individually at customer level (e.g. custody fees, commissions and other charges). Example calculation (net method): An investor wishes to buy shares with capital of €1,000. Based on a maximum subscription fee of 5 %, € 50 will be deducted from their investment as a one-off initial charge. In addition, custody fees may also be applied, which will further reduce the investor's return. The level of custody fees can be found in your bank's schedule of fees and services.

Please refer to the cost details presented in this document to determine the maximum subscription fee for the share class of the sub-fund.

The reference index is merely informative. It does not constitute any obligation from the fund manager to track the index or achieve the same performance.

Past performance is not a reliable indicator of future performance.

CATEGORY: MULTI ASSET
Data as per 31 July 2019

DE LU | Page 1 of 4

FUND DETAILS

Securities ID No. (WKN)	A0M430
ISIN	LU0323578657
Valor number	3442142
Domicile	Luxembourg
Share class	R
Fund currency	EUR
Share class currency	EUR
Launch date	23 October 2007
Financial year end	30 September
Income utilisation	Distribution
Authorised for distribution	DE, LU
Fund type	AIF / SICAV
Fund assets	EUR 15.10 billion
Redemption price	EUR 258.90
Minimum initial investment	none
Minimum subsequent investment	none
Costs ¹	
Ongoing charges	1.63 %
which includes a management fee of	1.53 % p.a.
Performance fee	Up to 10.00 % of any growth in the share value after previous falls have been made good. Payments are made quarterly.
Redemption fee	0.00 %
Exchange commission	up to 3.00 % (based on the unit value of the units to be purchased for the benefit of the relevant distributor)
Subscription fee	up to 5.00 %

Partial tax exemption for investors resident in Germany

Balanced mutual funds: at least 25 % of the value of the sub-fund is invested in equity investments. (Pursuant to Section 2 paragraph 8 German Investment Tax Act)

MANAGEMENT COMPANY

Flossbach von Storch Invest S.A.
6, Avenue Marie-Thérèse
2132 Luxembourg, Luxembourg
www.fvsiinvest.lu

DEPOSITARY

DZ PRIVATBANK S.A.
4, rue Thomas Edison, 1445 Strassen, Luxembourg

¹ In addition to the management fee, the fund is charged further costs such as transfer agent fees, transaction costs, and various other charges. Further information about ongoing and one-off costs can be found in the key investor information document (KIID), the sales prospectus, and the most recent annual report.



Flossbach von Storch SICAV - Multiple Opportunities - R

TOP 10 EQUITY POSITIONS (IN %)

1.	NESTLE	5.67 %
2.	PHILIP MORRIS INTERNAT.	4.78 %
3.	BERKSHIRE HATHAWAY B	4.54 %
4.	RECKITT BENCKISER GROUP	3.50 %
5.	UNILEVER	3.02 %
6.	ALPHABET - CLASS A	2.91 %
7.	BARRICK GOLD	2.89 %
8.	NOVO NORDISK B	2.58 %
9.	BMW ST	2.13 %
10.	NEWMONT GOLDCORP	2.00 %
Total		34.02 %

Source: Depositary and Flossbach von Storch,
status: 31.07.19

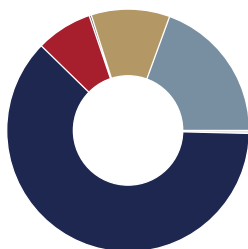
TOP 10 SECTORS FOR EQUITIES (IN %)

1.	Food, Beverage & Tobacco	18.79 %
2.	Materials	10.98 %
3.	Household & Personal Products	10.46 %
4.	Diversified Financials	8.88 %
5.	Capital Goods	8.41 %
6.	Media & Entertainment	8.15 %
7.	Pharmaceuticals, Biotechnology & Life Sciences	7.29 %
8.	Automobiles & Components	6.20 %
9.	Retailing	4.44 %
10.	Telecommunication Services	3.86 %

Source: Depositary and Flossbach von Storch,
status: 31.07.19

At present 58 securities are included in the portfolio, of which 46 are equities.

STRATEGY BREAKDOWN (IN %)



62.30 % Equities
19.82 % Cash
10.49 % Precious metals
7.51 % Bonds
0.27 % Convertible bonds
-0.39 % Other (incl. derivatives)

Source: Depositary and Flossbach von Storch,
status: 31.07.19

CURRENCIES AFTER HEDGING (IN %)

EUR	41.32 %
USD	40.74 %
CHF	6.50 %
GBP	4.78 %
DKK	2.58 %
JPY	1.78 %
INR	1.74 %
HKD	0.43 %
CAD	0.11 %

Source: Depositary and Flossbach von Storch,
status: 31.07.19

MONTHLY COMMENTARY

The corporate reporting season that began in July paled almost into insignificance on the capital markets. Instead, the focus was again on the major central banks, whose monetary policies are becoming even more expansive. For example, for the first time since the financial crisis, the US Federal Reserve (Fed) lowered its key interest rates – by 0.25 percentage points to 2.0 to 2.25 per cent. The Fed thus bowed to pressure from the markets and politics, but was not able to fully comply with their expectations. The European Central Bank proved creative. The EU's inflation target, which is actually defined in its treaties as “below, but close to, two per cent”, is now being interpreted as “symmetrical”. This has already provided the justification for a further monetary policy loosening in September. German government bonds (Bunds) with a maturity of up to 23 years had a negative yield and those with 10-year maturities fell to a new low of below -0.4 per cent. The yield gap with Italy fell back below two percentage points due to the reaffirmed monetary policy mutual support pact. Equities remain attractively valued relative to secure bonds, which in terms of yields are listed as negative. Gold (physical), which serves a hedging function in the portfolio, can be held without opportunity costs. In July, the Fund not only benefited from price gains, but also from currency positioning. As the euro devalued by 2.6 per cent against the US dollar, the Fund benefited from the US equities held, whose currency development is not hedged for diversification reasons. Driven by positive developments in equity prices and exchange rates along with the price of gold, the Fund achieved a new high over the course of the month. We are very flexible in this environment without completely relinquishing the potential for increased value, as reflected in the equity allocation of 62.3 %, which is largely unchanged from the previous month. With a liquidity ratio of 19.8 %, we believe that we are in a reasonable position in the general uncertain environment to take advantage of any potential price reverses.

CATEGORY: MULTI ASSET
Data as per 31 July 2019

DE LU | Page 2 of 4

AWARDS

Morningstar Rating™ overall*: ★★★★★

* Morningstar Rating™ overall: © (2019) Morningstar Inc. All rights reserved. The information contained herein: (1) is protected by copyright for Morningstar and / or its content providers; (2) may not be copied or distributed, and (3) is not guaranteed with regard to its accuracy, completeness, or timeliness. Neither Morningstar nor its content providers are liable for any damages or losses that may result from the use of this information. Ratings refer to the previous month.

For more information on Morningstar's ratings, please visit:
<http://www.morningstar.co.uk/uk/help/Methodology.aspx>

status: 30.06.19

FUND MANAGER



Dr. Bert Flossbach

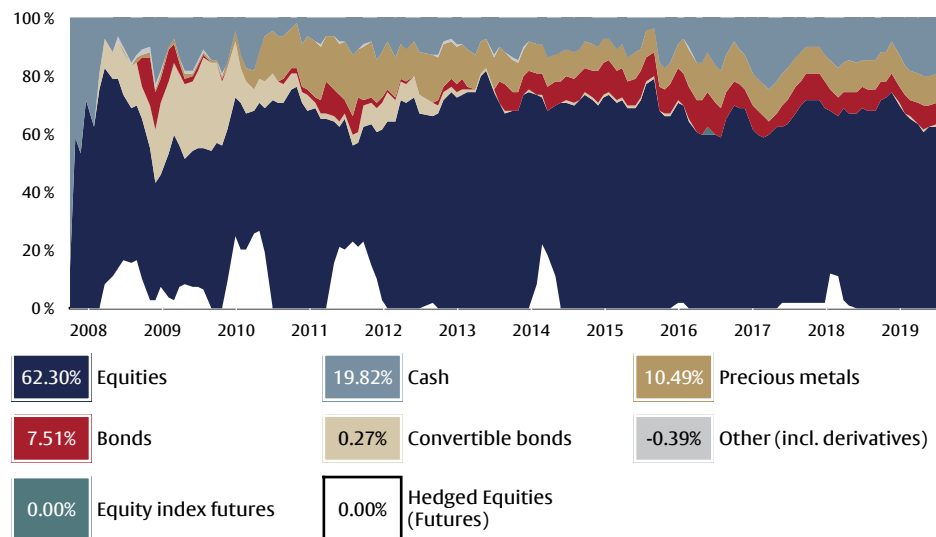
Dr Bert Flossbach co-founded Flossbach von Storch in 1998, and has been a member of the board ever since. He is responsible for the areas of research and investment management.

“Active, benchmark-independent portfolio management always starts with a blank sheet of paper.”



Flossbach von Storch SICAV - Multiple Opportunities - R

ASSET ALLOCATION AFTER EQUITY HEDGING OVER THE COURSE OF TIME (IN %)



Source: Depositary and Flossbach von Storch, status: 31.07.19

OPPORTUNITIES

- + Flexible investment policy without benchmarking.
- + Risk is broadly diversified by investing in a range of asset classes (e.g. equities, bonds, convertible bonds and precious metals). Market potential can be exploited by investing across a wide range.
- + Investing in assets denominated in a foreign currency can have a positive impact on unit values as a result of exchange rate movements.
- + Derivatives can be used to increase potential yields.
- + Precious metals (e.g. in the form of gold) can be used to increase potential yields.

RISKS

- Market risks: The securities in which the Management Company invests the sub-fund assets present opportunities for gain but also the possibility of risk. If a sub-fund invests directly or indirectly in securities and other assets, it is subject to many general trends and tendencies on the markets, which are sometimes attributable to irrational factors, particularly on the securities markets. Losses can occur when the market value of the assets decreases against the cost price. If a unit holder disposes of units in a sub-fund at a time when the quoted price of the sub-fund assets is less than at the time of investment, then the unit holder will not recover the full value of the investment. While each sub-fund constantly strives to achieve growth, growth cannot be guaranteed. The risk exposure of the investor is, however, limited to the sum invested. There is no obligation to make additional capital contributions beyond investors' investments.
- Currency risks: If a sub-fund holds assets which are denominated in foreign currencies, it shall be subject to currency risk. In the event of a devaluation of the foreign currency against the reference currency of the subfund, the value of the assets held in foreign currencies shall fall.
- Credit risks: The fund may invest part of its assets in bonds. The issuers of these bonds could become insolvent, causing the bonds to lose some or all of their value.
- Interest change risks: Investing in securities at a fixed rate of interest is connected with the possibility that the current interest rate at the time of issuance of a security could change. If the current interest rate increases as against the interest at the time of issue, fixed rate securities will generally decrease in value. Conversely, if the current interest rate falls, fixed rate securities will increase.
- Risks relating to the use of derivatives: The fund may enter into derivative transactions for the purposes listed in the KIID and the sales prospectus. This means increased opportunities, but also increased risk of losses. The use of derivatives to hedge against losses may also reduce the profit opportunities of the fund.
- Risks of precious metals and commodities: Precious metals and commodities may be subject to greater price fluctuations. Trading prices may also fall.

Please read the Prospectus and particularly the RISK WARNINGS section and the specific annex of the subfund to understand the risks and benefits of this product.

CATEGORY: MULTI ASSET
Data as per 31 July 2019

DE LU | Page 3 of 4

INVESTOR PROFILE

GROWTH-ORIENTED:

The fund is appropriate for growth-oriented investors. Due to the composition of the net sub-fund assets, there is a high degree of risk but also a high degree of profit potential. The risks may consist in particular of currency risk, credit risk and price risk, as well as market interest rate risks.

INVESTMENT HORIZONT:

Long-term: over 5 years

RISK/RETURN PROFILE

Low risk High risk
Potentially low revenue Potentially high revenue

1	2	3	4	5	6	7
---	---	---	---	---	---	---

The historical data used for calculating the synthetic indicator is not a reliable indication of the future risk and reward profile of the share class. The category shown is not guaranteed to remain unchanged and may shift over time. Even the lowest category does not mean a risk-free investment. This share class has been placed in the aforementioned risk class because its unit price is subject to medium to significant fluctuation, therefore the profit potential and loss exposure may be moderate to high. Because of the calculation model used, all risks may not be taken into consideration when placing the share class in a risk class. Detailed information can be found in the section entitled "Risks" of the prospectus.



Flossbach von Storch SICAV - Multiple Opportunities - R

LEGAL NOTICE

One of the purposes of this document is to serve as advertising material.

This document does not constitute an offer to sell, purchase or subscribe to securities or other assets. The information and estimates contained herein do not constitute investment advice or any other form of recommendation. Detailed information about the fund(s) can be found in the sales prospectus as well as in the articles of association, management regulations or contract conditions, in conjunction with the latest respective audited annual report and semi-annual report, if the latter is published later than the most recent annual report. These documents form the sole binding basis for any purchase. The said documents and the Key Investor Information are available free of charge in English and German from the respective management company or the custodian/depositary or from agents in those countries where the funds have been licensed for distribution.

The information contained and opinions expressed in this document reflect the views of Flossbach von Storch at the time of publication and are subject to change without prior notice. Forward-looking statements reflect the judgement and future expectations of Flossbach von Storch. Actual performance and results may, however, differ materially from such expectations. All information has been compiled with care. However, no guarantee is given as to the accuracy and completeness of information and no liability is accepted. The value of any investment can fall as well as rise and you may not recoup the amount you invested. In connection with the brokerage of fund units/shares, Flossbach von Storch and/or its distribution partners may receive reimbursements from costs charged to the fund by the management company in accordance with the relevant sales prospectus. The tax treatment of the investment depends on the investor's personal circumstances and may be subject to change. For more information please consult your professional tax adviser.

The units/shares issued by this fund may only be offered for purchase or sold in jurisdictions in which such offer or sale is permitted. Accordingly, the units/shares of this fund may not be offered for purchase or sold neither within the USA nor to or for the account of US citizens or US persons domiciled in the USA. Additionally, the units/shares issued by this fund may not be offered for purchase or sold to "US-Persons" and/or entities, which are owned by one or more "US-Persons" based on the definitions set out in the "Foreign Account Tax Compliance Act (FATCA)". This document and the information contained herein may not be distributed in the USA. The distribution and publication of this document as well as the offer or sale of the fund's units/shares may also be subject to restrictions in other jurisdictions.

The latest net asset value (NAV) of the fund can be obtained from the management company's website.

Past performance is not a reliable indicator of future performance.

The document issued in German is legally binding. This English translation is only for the purpose of convenience.

© 2019 Flossbach von Storch. All rights reserved.

CATEGORY: MULTI ASSET
Data as per 31 July 2019

DE LU | Page 4 of 4

CONTACTS FOR INVESTORS

Sales and information agent in Germany

Flossbach von Storch AG
Ottoplatz 1, 50679 Cologne
Germany
Phone: +49.221.33.88-290
E-Mail: fonds@fvsag.com
Web: www.flossbachvonstorch.de

Paying agent in Germany

DZ BANK AG
Platz der Republik, 60325 Frankfurt/Main
Germany