

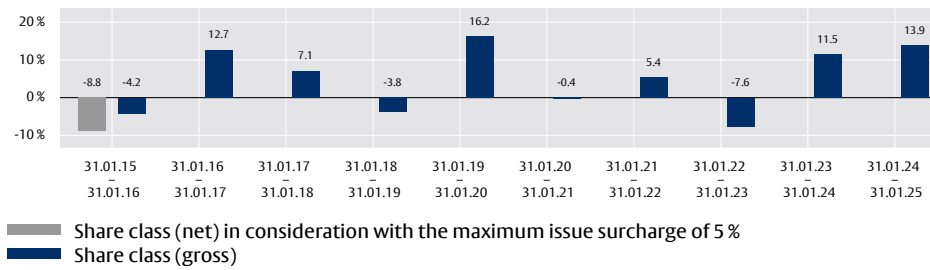


Flossbach von Storch - Multi Asset - Growth - R³

INVESTMENT STRATEGY

Flossbach von Storch - Multi Asset - Growth offers comprehensive integrated asset management for long-term investors. The fund management invests globally in equities, bonds, convertible bonds, currencies, precious metals (indirectly) and investment funds according to the principle of risk diversification. Derivatives may be used for hedging purposes or to optimise returns; the share of equities may range between more than 50 per cent and 75 per cent. When selecting individual securities, the fund management relies on in-house valuation models, which include ESG issues, engagement, and voting. In addition, exclusion criteria defined within the framework of the Sub-Fund's investment policy are taken into account. The Fund distributes once a year. The Sub-Fund is actively managed and not benchmarked against an index. The portfolio is composed by the fund manager exclusively in accordance with the criteria defined in the investment policy, reviewed regularly and adjusted if necessary. The Sub-Fund is categorized as an Article 8 product within the meaning of the Disclosure Regulation (EU) 2019/2088 (SFDR). For detailed information on the objectives and investment policy, please refer to the most recent sales prospectus and the Key Information Document (PRIIP-KID).

ANNUAL PERFORMANCE IN EUR (IN %)²



PERFORMANCE IN EUR SINCE 23 OCTOBER 2007 (GROSS, IN %)²



ACCUMULATED AND ANNUALISED PERFORMANCE IN EUR (GROSS, IN %)²

| | 1 month | 2025 YTD | 1 year | 3 years | 5 years | 10 years | since 23.10.07 |
|--------------------|---------|----------|----------|----------|----------|----------|----------------|
| Accumulated | +3.89 % | +3.89 % | +13.92 % | +17.35 % | +23.18 % | +59.21 % | +147.78 % |
| Annualised | | | +13.92 % | +5.47 % | +4.25 % | +4.76 % | |

Source: Depository and Flossbach von Storch, status: 31.01.25

EXPLANATORY NOTES REGARDING PERFORMANCE

Gross fund performance (BVI method) takes into account all costs incurred at fund level (for example, management fees), net fund performance also takes into account the subscription fee. Further costs may be charged individually at customer level (e.g. custody fees, commissions and other charges). Example calculation (net method): An investor wishes to buy shares with capital of €1,000. Based on a maximum subscription fee of 5%, €50 will be deducted from their investment as a one-off initial charge. In addition, custody fees may also be applied, which will further reduce the investor's return. The level of custody fees can be found in your bank's schedule of fees and services. **Please refer to the cost details presented in this document to determine the maximum subscription fee for the share class of the sub-fund.** The reference index is merely informative. It does not constitute any obligation from the fund manager to track the index or achieve the same performance. **Past performance is not a reliable indicator of future performance.**

CATEGORY: MULTI ASSET
Data as per 31 January 2025

DE AT LU ADVERTISEMENT | Page 1 of 4

FUND DETAILS

| | |
|-------------------------------------|--------------------|
| Securities ID No. (WKN) | A0M43Y |
| ISIN | LU0323578491 |
| Valor number | 3442130 |
| Domicile | Luxembourg |
| SFDR Category | Article 8 |
| Share class | R |
| Fund currency | EUR |
| Share class currency | EUR |
| Launch date | 1 July 2015 |
| Launch date of the transferred fund | 23 October 2007 |
| Financial year end | 30 September |
| Income utilisation | Distribution |
| Authorised for distribution | AT, CH, DE, LI, LU |
| Fund type | UCITS / FCP |
| Fund assets | EUR 772.10 million |
| Redemption price | EUR 218.69 |

| | |
|-------------------------------|------|
| Minimum initial investment | none |
| Minimum subsequent investment | none |

| Costs ¹ | |
|--|--------------|
| Ongoing charges | 1.61 % p.a. |
| which includes a management fee of | 1.47 % p.a. |
| Transaction costs | 0.06 % p.a. |
| Performance fee | none |
| Redemption fee | 0.00 % |
| Exchange commission | up to 3.00 % |
| (based on the unit value of the units to be purchased for the benefit of the relevant distributor) | |
| Subscription fee | up to 5.00 % |

Partial tax exemption for investors resident in Germany Equity funds: more than 50 % of the value of the sub-fund is invested in equity investments. (Pursuant to Section 2 paragraph 6 German Investment Tax Act)

MANAGEMENT COMPANY

Flossbach von Storch Invest S.A.
2, rue Jean Monnet
2180 Luxembourg, Luxembourg
www.fvsiinvest.lu

DEPOSITARY

BNP PARIBAS, Succursale de Luxembourg
60, avenue J.F. Kennedy, L-1855 Luxembourg, Luxembourg

¹ In addition to the management fee, the fund is charged further costs such as transfer agent fees, transaction costs, and various other charges. Further information about ongoing and one-off costs can be found in the key information document (PRIIP-KID), the sales prospectus, and the most recent annual report.

² This share class takes over the historical performance of share class R of another Luxembourg sub-fund of the same management company. The acquired historical performance covers the time period since the launch of the acquired sub-fund on 23.10.2007 until the transfer on 30.06.2015. „Flossbach von Storch - Multi Asset - Growth“ has essentially the same investment strategy.

³ On 1 July 2015 the investment assets of another Luxembourg subfund of the same management company were transferred to this subfund.



Flossbach von Storch - Multi Asset - Growth - R

TOP 10 SECTORS FOR EQUITIES (IN %)

| | |
|---------------------------|---------|
| 1. Information Technology | 21.23 % |
| 2. Health Care | 18.06 % |
| 3. Financials | 16.10 % |
| 4. Consumer Staples | 14.73 % |
| 5. Industrials | 14.46 % |
| 6. Consumer Discretionary | 8.18 % |
| 7. Communication Services | 4.75 % |
| 8. Materials | 1.32 % |
| 9. Other | 1.17 % |

Source: Depository and Flossbach von Storch, status: 31.01.25

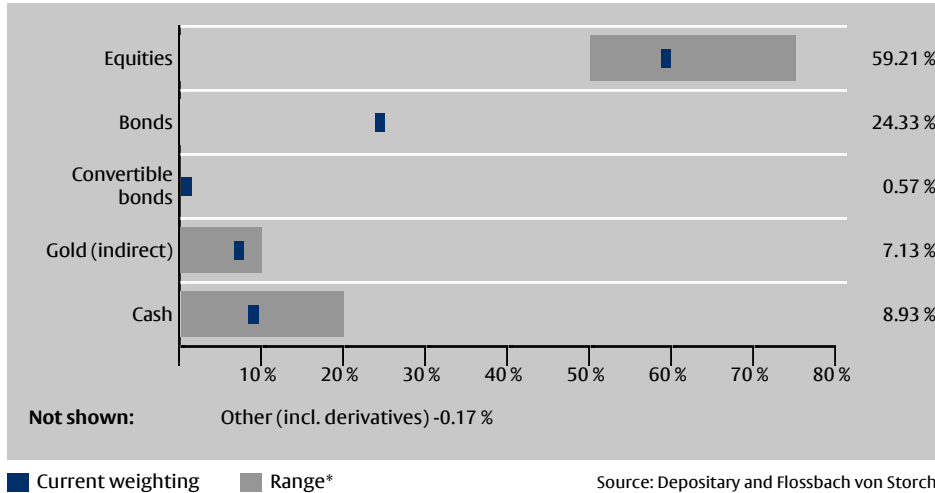
CREDIT RATING FOR BONDS (IN %)

| | |
|-----|---------|
| AAA | 20.61 % |
| AA | 32.84 % |
| A | 16.09 % |
| BBB | 21.57 % |
| BB | 5.48 % |
| NR | 3.41 % |

Source: Depository and Flossbach von Storch, status: 31.01.25

A simplified ratings scorecard is used when determining the rating. Trends (+/-) are not taken into account in this process. Convertibles are not considered.

ASSET ALLOCATION AND FLUCTUATION MARGIN (IN %)



* Fluctuation margins partly represent our in-house investment limits.

MONTHLY COMMENTARY

The New Year got off to a good start, especially on the equity markets. The US S&P 500 equity index rose by 2.8% in January (in US dollars, including dividends). The European equity markets performed even better, with the Euro Stoxx 600 and DAX indices recording gains of 6.4% and 9.2%, respectively. The global MSCI World benchmark index rose by 3.1% (in euros). The reporting season kicked off towards the end of the month, but it was Chinese start-up DeepSeek that caused a stir with its 'R1' AI model. The open-source model is designed to make artificial intelligence (AI) much cheaper and more efficient to use than its US counterparts and made it to the top of the Apple download charts in the USA within a few days. This had a negative impact on the share prices of some companies related to artificial intelligence, in some cases in the double-digit percentage range. Central bank meetings, conversely, were less spectacular. While the US Federal Reserve held key US interest rates constant at 4.25% to 4.50% for the time being, the European Central Bank lowered its deposit rate by 25 basis points to 2.75% as expected. The bond markets barely reacted, with the Bloomberg Global - Aggregate Total Return Index hedged EUR up slightly by 0.3% on the month. The development of the gold price was once again remarkable. After gaining more than 27% last year, the precious metal rose by 6.6% in January (calculated in US dollars). Shortly before the end of the month, the price of gold reached a new all-time high of USD 2,798 per troy ounce. In this environment, the share price recorded strong growth of 3.9%. Almost all asset classes contributed to the performance, with the strongest contribution coming from the equities asset class. Only losses from currency hedging transactions had a slightly negative impact on performance. We added Symrise to our equity portfolio. In addition to MSCI, we also completely divested SAP. We also slightly increased our holdings in Atlas Copco, Applied Materials and ASML, among others. By contrast, we reduced our holdings in Amazon, Starbucks and the payment service providers Mastercard and Visa, among others. At the end of the month, the equity allocation was slightly lower at 59.2%. In the bond allocation, we participated in new issues from E.ON, Evonik and Traton. At the end of the month, the bond quota was 24.3%, the duration and current yield were 5.1% and 3.6%, respectively. The weighted average rating of the bond portfolio remains unchanged at A.


CATEGORY: MULTI ASSET
Data as per 31 January 2025

DE AT LU ADVERTISEMENT | Page 2 of 4

FUND MANAGEMENT



Stephan Scheeren
Fund manager
at Flossbach von Storch since 2008.



Julian-Benedikt Hautz
Fund manager
at Flossbach von Storch since 2017.



Dr. Tobias Schafföner
Head of Multi-Asset
at Flossbach von Storch since 2012.

AWARDS

Morningstar Rating™ overall*: ★★ ★

* Morningstar Rating™ overall: © (2025) Morningstar Inc. All rights reserved. The information contained herein: (1) is protected by copyright for Morningstar and / or its content providers; (2) may not be copied or distributed, and (3) is not guaranteed with regard to its accuracy, completeness, or timeliness. Neither Morningstar nor its content providers are liable for any damages or losses that may result from the use of this information. Ratings refer to the previous month.

For more information on Morningstar's ratings, please visit:
<http://www.morningstar.co.uk/uk/help/Methodology.aspx>

status: 31.12.24



Flossbach von Storch - Multi Asset - Growth - R

OPPORTUNITIES

- + Flexible investment policy without benchmarking.
- + Risk is broadly diversified by investing in a range of asset classes (e.g. equities, bonds, convertible bonds and precious metals indirect). Market potential can be exploited by investing across a wide range.
- + Investing in assets denominated in a foreign currency can have a positive impact on unit values as a result of exchange rate movements.
- + Derivatives can be used to increase potential yields.
- + Precious metals [indirect] (e.g. in the form of gold) can be used to increase potential yields.

RISKS

- Market risks: The securities in which the Management Company invests the sub-fund assets present opportunities for gain but also the possibility of risk. The ESG criteria restrict the selection of target investments in terms of category and number, sometimes considerably. If a sub-fund invests directly or indirectly in securities and other assets, it is subject to many general trends and tendencies on the markets, which are sometimes attributable to irrational factors, particularly on the securities markets. Losses can occur when the market value of the assets decreases against the cost price. If a unit holder disposes of units in a sub-fund at a time when the quoted price of the sub-fund assets is less than at the time of investment, then the unit holder will not recover the full value of the investment. While each sub-fund constantly strives to achieve growth, growth cannot be guaranteed. The risk exposure of the investor is, however, limited to the sum invested. There is no obligation to make additional capital contributions beyond investors' investments.
- Currency risks: If a sub-fund holds assets which are denominated in foreign currencies, it shall be subject to currency risk. In the event of a devaluation of the foreign currency against the reference currency of the subfund, the value of the assets held in foreign currencies shall fall.
- Credit risks: The fund may invest part of its assets in bonds. The issuers of these bonds could become insolvent, causing the bonds to lose some or all of their value.
- Interest change risks: Investing in securities at a fixed rate of interest is connected with the possibility that the current interest rate at the time of issuance of a security could change. If the current interest rate increases as against the interest at the time of issue, fixed rate securities will generally decrease in value. Conversely, if the current interest rate falls, fixed rate securities will increase.
- Risks relating to the use of derivatives: The fund may enter into derivative transactions for the purposes listed in the key information document (PRIIP-KID) and the sales prospectus. This means increased opportunities, but also increased risk of losses. The use of derivatives to hedge against losses may also reduce the profit opportunities of the fund.
- Risks of precious metals and commodities: Precious metals and commodities may be subject to greater price fluctuations. Trading prices may also fall.

Please read the Prospectus and particularly the RISK WARNINGS section and the specific annex of the subfund to understand the risks and benefits of this product.

CATEGORY: MULTI ASSET
Data as per 31 January 2025

DE AT LU ADVERTISEMENT | Page 3 of 4

INVESTOR PROFILE

GROWTH-ORIENTED:

The fund is appropriate for growth-oriented investors. Due to the composition of the net sub-fund assets, there is a high degree of risk but also a high degree of profit potential. The risks may consist in particular of currency risk, credit risk and price risk, as well as market interest rate risks.

INVESTMENT HORIZON:

Long-term: over 5 years

RISK INDICATOR

Lower risk ← Higher risk →

| | | | | | | |
|---|---|---|---|---|---|---|
| 1 | 2 | 3 | 4 | 5 | 6 | 7 |
|---|---|---|---|---|---|---|

The risk indicator assumes you keep the product for 5 years. The actual risk can vary significantly if you cash in at an early stage and you may get back less. The summary risk indicator is a guide to the level of risk of this product compared to other products. It shows how likely it is that the product will lose money because of movements in the markets or because we are not able to pay you. We have classified this product as 3 out of 7, which is a medium-low risk class. This rates the potential losses from future performance at a medium-low level, and poor market conditions are unlikely to impact our capacity to pay you.



Flossbach von Storch - Multi Asset - Growth - R

LEGAL NOTICE

One of the purposes of this document is to serve as advertising material.

This publication does not constitute an offer to sell, purchase or subscribe to securities or other assets. The information and estimates contained herein do not constitute investment, legal and/or tax advice or any other form of recommendation. In particular, this information is not a replacement for suitable investor and product-related advice and, if required, advice from legal and/or tax advisers. Detailed information about the fund(s) can be found in the sales prospectus as well as in the articles of association, management regulations or contract conditions, in conjunction with the latest respective audited annual report and semi-annual report, if the latter is published later than the most recent annual report. These documents form the sole binding basis for any purchase. The said documents and the Key Information Document (PRIIP-KID) are available free of charge in English and German (and, as required, further languages) from the respective management company or the custodian/depositary or from agents in those countries where the funds have been admitted for distribution. You can view the aforementioned documents at any time via <https://www.fvsinvest.lu/>. For the summary of investor rights with additional information regarding legal disputes, please refer to the website <https://www.fvsinvest.lu/investor-rights>. The management company may make any country-specific adjustments to the distribution authorisation, including the revocation of distribution regarding its investment funds.

The information contained and opinions expressed in this publication reflect the views of Flossbach von Storch at the time of publication and are subject to change without prior notice. Forward-looking statements reflect the judgement and future expectations of Flossbach von Storch. Actual performance and results may, however, differ materially from such expectations. All information has been compiled with care. However, no guarantee is given as to the accuracy and completeness of information and no liability is accepted. The value of any investment can fall as well as rise and you may not get back the amount you invested. In connection with the brokerage of fund units/shares, Flossbach von Storch and/or its distribution partners may receive reimbursements from costs charged to the fund by the management company in accordance with the relevant sales prospectus. The tax treatment of the investment depends on the investor's personal circumstances and may be subject to change. For more information please consult your professional tax adviser.

The units/shares issued by this fund may only be offered for purchase or sold in jurisdictions in which such offer or sale is permitted. Accordingly, the units/shares of this fund must not be offered for purchase or sold neither within the USA nor to or for the account of US citizens or US persons domiciled in the USA. Additionally, the units/shares issued by this fund must not be offered for purchase or sold to "US-Persons" and/or entities, which are owned by one or more "US-Persons" based on the definitions set out in the "Foreign Account Tax Compliance Act (FATCA)". This document and the information contained herein must not be distributed in the USA. The distribution and publication of this document as well as the offer or sale of the fund's units/shares may also be subject to restrictions in other jurisdictions.

The latest net asset value (NAV) of the fund can be obtained from the management company's website.

Past performance is not a reliable indicator of future performance.

The document issued in German is legally binding. This English translation is only for the purpose of convenience.

A comprehensive glossary of topics and terms (in German) can also be found at <http://www.flossbachvonstorch.com/glossar/>.

© 2025 Flossbach von Storch. All rights reserved.

CATEGORY: MULTI ASSET
Data as per 31 January 2025

DE AT LU ADVERTISEMENT | Page 4 of 4

CONTACTS FOR INVESTORS

Sales and information agent in Germany

Flossbach von Storch SE
Ottoplatz 1, 50679 Cologne
Germany
Phone: +49. 221. 33 88-290
E-Mail: info@fvs.com
Web: www.flossbachvonstorch.de

Sales and information agent in Austria

Flossbach von Storch SE
Zweigniederlassung Österreich
(Austrian Branch)
Schottenring 2-6, 1010 Vienna
Austria
Phone: +43. 1. 253 70 18-0
E-Mail: info@fvs.com
Web: www.flossbachvonstorch.at

Paying agent in Austria

Erste Bank der oesterreichischen Sparkassen AG
("Erste Bank")
Am Belvedere 1, 1100 Vienna
Austria

Contact in Switzerland

Flossbach von Storch Invest S.A., Vertretung Zürich
Fraumünsterstrasse 21, 8001 Zurich
Switzerland
Phone: +41. 44. 21 73-700
E-Mail: info.ch@fvsag.com
Web: www.flossbachvonstorch.ch

Representative in Switzerland

FIRST INDEPENDENT FUND SERVICES AG
Feldeggstrasse 12, 8008 Zurich
Switzerland
Phone: +41. 44. 20 61-640
E-Mail: info@fifs.ch

Paying agent in Switzerland

Banque Cantonale de Genève
Quai de L'île 17, 1204 Geneva
Switzerland

Paying agent in Liechtenstein

VP Bank AG
Aeulestrasse 6, 9490 Vaduz
Liechtenstein